




5245 m.

GRAN PREMIO D'ITALIA OAKLEY
Free Practice Nr. 3
Classification

10

	Rider	Nation	Team	Motorcycle	Time	Lap Total	Gap	Top Speed
1	16 Andrea MIGNO	ITA	Rivacold Snipers Team	HONDA	1'56.234	14 14		240.0
2	5 Jaume MASIA	SPA	Red Bull KTM Ajo	KTM	1'56.358	13 14	0.124 0.124	240.0
3	2 Gabriel RODRIGO	ARG	Indonesian Racing Gresini Moto3	HONDA	1'56.389	13 14	0.155 0.031	244.3
4	11 Sergio GARCIA	SPA	Valresa GASGAS Aspar Team	GASGAS	1'56.480	8 14	0.246 0.091	243.2
5	50 Jason DUPASQUIER	SWI	CarXpert PruestelGP	KTM	1'56.612	13 14	0.378 0.132	243.2
6	52 Jeremy ALCOBA	SPA	Indonesian Racing Gresini Moto3	HONDA	1'56.654	13 14	0.420 0.042	243.2
7	71 Ayumu SASAKI	JPN	Red Bull KTM Tech 3	KTM	1'56.755	12 13	0.521 0.101	241.6
8	82 Stefano NEPA	ITA	BOE Owlride	KTM	1'56.809	14 14	0.575 0.054	243.7
9	17 John MCPHEE	GBR	Petronas Sprinta Racing	HONDA	1'56.816	14 14	0.582 0.007	238.4
10	55 Romano FENATI	ITA	Sterilgarda Max Racing Team	HUSQVARNA	1'56.854	11 11	0.620 0.038	234.2
11	53 Deniz ÖNCÜ	TUR	Red Bull KTM Tech 3	KTM	1'56.890	14 14	0.656 0.036	240.5
12	12 Filip SALAC	CZE	Rivacold Snipers Team	HONDA	1'56.951	9 15	0.717 0.061	241.0
13	7 Dennis FOGGIA	ITA	Leopard Racing	HONDA	1'56.992	14 14	0.758 0.041	243.2
14	24 Tatsuki SUZUKI	JPN	SIC58 Squadra Corse	HONDA	1'57.032	14 14	0.798 0.040	243.2
15	37 Pedro ACOSTA	SPA	Red Bull KTM Ajo	KTM	1'57.209	14 14	0.975 0.177	238.4
16	73 Maximilian KOFLER	AUT	CIP Green Power	KTM	1'57.218	13 13	0.984 0.009	242.1
17	40 Darryn BINDER	RSA	Petronas Sprinta Racing	HONDA	1'57.229	14 14	0.995 0.011	242.1
18	23 Niccolò ANTONELLI	ITA	Avintia Esponsorama Moto3	KTM	1'57.317	11 15	1.083 0.088	241.0
19	99 Carlos TATAY	SPA	Avintia Esponsorama Moto3	KTM	1'57.374	8 11	1.140 0.057	237.8
20	67 Alberto SURRA	ITA	Team Bardahl VR46 Riders Acade	KTM	1'57.546	15 16	1.312 0.172	236.8
21	20 Lorenzo FELLON	FRA	SIC58 Squadra Corse	HONDA	1'57.582	12 12	1.348 0.036	241.6
22	28 Izan GUEVARA	SPA	Valresa GASGAS Aspar Team	GASGAS	1'57.745	13 14	1.511 0.163	240.5
23	54 Riccardo ROSSI	ITA	BOE Owlride	KTM	1'57.816	12 12	1.582 0.071	240.0
24	27 Kaito TOBA	JPN	CIP Green Power	KTM	1'58.086	13 13	1.852 0.270	244.3
25	43 Xavier ARTIGAS	SPA	Leopard Racing	HONDA	1'58.168	13 13	1.934 0.082	242.1
26	31 Adrian FERNANDEZ	SPA	Sterilgarda Max Racing Team	HUSQVARNA	1'58.249	13 13	2.015 0.081	241.0
27	19 Andi Farid IZDIHAR	INA	Honda Team Asia	HONDA	1'58.321	5 15	2.087 0.072	240.5
28	32 Takuma MATSUYAMA	JPN	Honda Team Asia	HONDA	1'58.378	13 13	2.144 0.057	242.6
29	22 Elia BARTOLINI	ITA	Team Bardahl VR46 Riders Acade	KTM	1'58.956	5 13	2.722 0.578	240.0
30	6 Ryusei YAMANAKA	JPN	CarXpert PruestelGP	KTM	2'01.710	3 5	5.476 2.754	229.7

Practice condition: **Dry**
 Air: **18°**
 Humidity: **70%**
 Ground: **20°**

Fastest Lap:	Lap: 14	Andrea MIGNO	1'56.234	162.4 Km/h
Best Race Lap:	2018	Fabio DI GIANNANTONIO	1'56.628	161.8 Km/h
All Time Lap Record:	2021	Andrea MIGNO	1'56.234	162.4 Km/h

The results are provisional until the end of the limit for protest and appeals.

Time limit for protest expires 30' after publication of the results - Time:

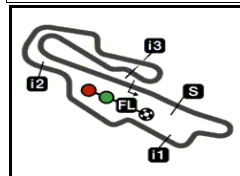
These data/results cannot be reproduced, stored and/or transmitted in whole or in part by any manner of electronic, mechanical, photocopying, recording, broadcasting or otherwise now known or herein after developed without the previous express consent by the copyright owner, except for reproduction in daily press and regular printed publications on sale to the public within 60 days of the event related to those data/results and always provided that copyright symbol appears together as follows below.

© DORNA, 2021

Official MotoGP Timing by **TISSOT**
 www.motogp.com

Mugello, Saturday, May 29, 2021






5245 m.

GRAN PREMIO D'ITALIA OAKLEY

Free Practice Nr. 3

Combined Free Practice Times

11

	Rider	Nation	Team	MOTORCYCLE	FP1	FP2	FP3	Gap
1	16 A.MIGNO	ITA	Rivacold Snipers Team	HONDA	1'57.724 16	1'57.497 17	1'56.234 14	
2	5 J.MASIA	SPA	Red Bull KTM Ajo	KTM	1'58.387 15	1'57.543 9	1'56.358 13	0.124 0.124
3	2 G.RODRIGO	ARG	Indonesian Racing Gresini Moto3	HONDA	1'58.844 9	1'57.256 14	1'56.389 13	0.155 0.031
4	11 S.GARCIA	SPA	Valresa GASGAS Aspar Team	GASGAS	2'00.350 5	1'57.975 13	1'56.480 8	0.246 0.091
5	50 J.DUPASQUIER	SWI	CarXpert PruestelGP	KTM	1'59.332 11	1'57.807 15	1'56.612 13	0.378 0.132
6	52 J.ALCOBA	SPA	Indonesian Racing Gresini Moto3	HONDA	2'00.437 16	1'58.248 12	1'56.654 13	0.420 0.042
7	40 D.BINDER	RSA	Petronas Sprinta Racing	HONDA	1'58.594 15	1'56.661 13	1'57.229 14	0.427 0.007
8	71 A.SASAKI	JPN	Red Bull KTM Tech 3	KTM	2'00.074 8	1'57.824 8	1'56.755 12	0.521 0.094
9	82 S.NEPA	ITA	BOE Owlride	KTM	1'59.251 11	1'57.749 14	1'56.809 14	0.575 0.054
10	17 J.MCPHEE	GBR	Petronas Sprinta Racing	HONDA	1'58.739 13	1'56.942 15	1'56.816 14	0.582 0.007
11	55 R.FENATI	ITA	Sterilgarda Max Racing Team	HUSQVARNA	1'58.219 14	1'57.170 13	1'56.854 11	0.620 0.038
12	7 D.FOGGIA	ITA	Leopard Racing	HONDA	1'58.702 14	1'56.857 13	1'56.992 14	0.623 0.003
13	53 D.ÖNCÜ	TUR	Red Bull KTM Tech 3	KTM	1'58.609 12	1'57.325 14	1'56.890 14	0.656 0.033
14	12 F.SALAC	CZE	Rivacold Snipers Team	HONDA	1'58.811 15	1'58.016 10	1'56.951 9	0.717 0.061
15	24 T.SUZUKI	JPN	SIC58 Squadra Corse	HONDA	1'59.259 12	1'57.297 12	1'57.032 14	0.798 0.081
16	37 P.ACOSTA	SPA	Red Bull KTM Ajo	KTM	1'59.377 14	1'57.918 9	1'57.209 14	0.975 0.177
17	73 M.KOFLER	AUT	CIP Green Power	KTM	2'00.650 16	1'59.080 13	1'57.218 13	0.984 0.009
18	23 N.ANTONELLI	ITA	Avintia Esponsorama Moto3	KTM	1'58.580 15	1'57.380 15	1'57.317 11	1.083 0.099
19	99 C.TATAY	SPA	Avintia Esponsorama Moto3	KTM	1'59.731 16	1'57.724 18	1'57.374 8	1.140 0.057
20	67 A.SURRA	ITA	Team Bardahl VR46 Riders Academ	KTM	2'01.147 11	1'58.326 9	1'57.546 15	1.312 0.172
21	20 L.FELLON	FRA	SIC58 Squadra Corse	HONDA	2'00.796 10	1'59.286 11	1'57.582 12	1.348 0.036
22	54 R.ROSSI	ITA	BOE Owlride	KTM	1'59.823 13	1'57.716 12	1'57.816 12	1.482 0.134
23	28 I.GUEVARA	SPA	Valresa GASGAS Aspar Team	GASGAS	2'00.515 12	1'58.840 13	1'57.745 13	1.511 0.029
24	27 K.TOBA	JPN	CIP Green Power	KTM	1'59.557 14	1'58.300 13	1'58.086 13	1.852 0.341
25	22 E.BARTOLINI	ITA	Team Bardahl VR46 Riders Academ	KTM	1'59.898 15	1'58.127 7	1'58.956 5	1.893 0.041
26	43 X.ARTIGAS	SPA	Leopard Racing	HONDA	2'01.941 8	1'58.267 13	1'58.168 13	1.934 0.041
27	31 A.FERNANDEZ	SPA	Sterilgarda Max Racing Team	HUSQVARNA	2'01.308 16	1'58.877 16	1'58.249 13	2.015 0.081
28	19 A.IZDIHAR	INA	Honda Team Asia	HONDA	2'00.098 12	1'58.354 16	1'58.321 5	2.087 0.072
29	32 T.MATSUYAMA	JPN	Honda Team Asia	HONDA	2'01.446 13	1'59.481 12	1'58.378 13	2.144 0.057
30	6 R.YAMANAKA	JPN	CarXpert PruestelGP	KTM	2'00.523 14	1'58.891 4	2'01.710 3	2.657 0.513

Pole Position Record:	2019	Tony ARBOLINO	1'56.407	162.2 Km/h
Best Race Lap:	2018	Fabio DI GIANNANTONIO	1'56.628	161.8 Km/h
All Time Lap Record:	2021	Andrea MIGNO	1'56.234	162.4 Km/h

The results are provisional until the end of the limit for protest and appeals.

Time limit for protest expires 60' after publication of the results - Time:

These data/results cannot be reproduced, stored and/or transmitted in whole or in part by any manner of electronic, mechanical, photocopying, recording, broadcasting or otherwise now known or herein after developed without the previous express consent by the copyright owner, except for reproduction in daily press and regular printed publications on sale to the public within 60 days of the event related to those data/results and always provided that copyright symbol appears together as follows below.

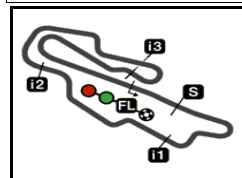
© DORNA, 2021

Official MotoGP Timing by TISSOT
www.motogp.com

Mugello, Saturday, May 29, 2021








5245 m.

GRAN PREMIO D'ITALIA OAKLEY

Free Practice Nr. 3

Top Speed & Average

12

	Rider	Nation	Motorcycle	Top 5 speeds					Average	Top
2	Gabriel RODRIGO	ARG	HONDA	244.3	243.2	242.1	240.5	240.0	242.0	244.3
27	Kaito TOBA	JPN	KTM	244.3	243.7	243.2	242.6	242.1	243.2	244.3
82	Stefano NEPA	ITA	KTM	243.7	242.6	242.1	241.0	240.5	242.0	243.7
7	Dennis FOGGIA	ITA	HONDA	243.2	242.6	241.6	240.0	240.0	241.5	243.2
11	Sergio GARCIA	SPA	GASGAS	243.2	239.4	236.8	236.8	236.8	238.6	243.2
24	Tatsuki SUZUKI	JPN	HONDA	243.2	241.0	238.9	238.4	237.3	239.8	243.2
50	Jason DUPASQUIER	SWI	KTM	243.2	243.2	242.1	240.5	240.0	241.8	243.2
52	Jeremy ALCOBA	SPA	HONDA	243.2	243.2	242.1	241.6	240.0	241.4	243.2
32	Takuma MATSUYAMA	JPN	HONDA	242.6	238.9	237.8	236.3	235.8	238.3	242.6
40	Darryn BINDER	RSA	HONDA	242.1	240.5	240.0	239.4	238.4	240.1	242.1
43	Xavier ARTIGAS	SPA	HONDA	242.1	242.1	242.1	242.1	241.6	242.0	242.1
73	Maximilian KOFLER	AUT	KTM	242.1	241.0	240.5	238.9	238.4	240.2	242.1
20	Lorenzo FELLON	FRA	HONDA	241.6	240.0	237.8	234.2	234.2	237.6	241.6
71	Ayumu SASAKI	JPN	KTM	241.6	239.4	238.4	236.8	236.8	238.6	241.6
12	Filip SALAC	CZE	HONDA	241.0	241.0	240.0	237.8	236.8	239.3	241.0
23	Niccolò ANTONELLI	ITA	KTM	241.0	240.0	240.0	240.0	239.4	239.9	241.0
31	Adrian FERNANDEZ	SPA	HUSQVARNA	241.0	240.5	234.2	234.2	233.2	236.6	241.0
19	Andi Farid IZDIHAR	INA	HONDA	240.5	240.0	238.9	236.8	236.8	238.3	240.5
28	Izan GUEVARA	SPA	GASGAS	240.5	238.9	238.9	237.8	237.3	238.7	240.5
53	Deniz ÖNCÜ	TUR	KTM	240.5	238.9	237.3	237.3	232.7	236.6	240.5
5	Jaume MASIA	SPA	KTM	240.0	239.4	239.4	239.4	238.9	239.3	240.0
16	Andrea MIGNO	ITA	HONDA	240.0	239.4	238.9	238.9	238.9	239.2	240.0
22	Elia BARTOLINI	ITA	KTM	240.0	240.0	239.4	239.4	239.4	239.6	240.0
54	Riccardo ROSSI	ITA	KTM	240.0	239.4	238.4	238.4	237.8	238.8	240.0
17	John MCPHEE	GBR	HONDA	238.4	237.3	236.8	236.3	236.3	237.0	238.4
37	Pedro ACOSTA	SPA	KTM	238.4	238.4	237.8	237.3	236.8	237.7	238.4
99	Carlos TATAY	SPA	KTM	237.8	237.3	237.3	235.8	234.7	236.6	237.8
67	Alberto SURRA	ITA	KTM	236.8	236.8	236.8	236.8	236.8	236.8	236.8
55	Romano FENATI	ITA	HUSQVARNA	234.2	234.2	234.2	233.7	233.7	234.0	234.2
6	Ryusei YAMANAKA	JPN	KTM	229.7	229.7	228.3	165.1	141.5	198.9	229.7

These data/results cannot be reproduced, stored and/or transmitted in whole or in part by any manner of electronic, mechanical, photocopying, recording, broadcasting or otherwise now known or herein after developed without the previous express consent by the copyright owner, except for reproduction in daily press and regular printed publications on sale to the public within 60 days of the event related to those data/results and always provided that copyright symbol appears together as follows below.

© DORNA, 2021

Official MotoGP Timing by TISSOT
www.motogp.com

Mugello, Saturday, May 29, 2021





5245 m.

GRAN PREMIO D'ITALIA OAKLEY

Free Practice Nr. 3

Chronological Analysis of Performances

13

* Lap / Sector time cancelled **T1** Time from finish line to 1st intermediate **T3** Time from 2nd intermed. to 3rd intermed.
P Crossing the finish line in pit lane **T2** Time from 1st intermed. to 2nd intermed. **T4** Time from 3rd intermediate to finish line

Lap	Lap Time	T1	T2	T3	T4	Speed	Lap	Lap Time	T1	T2	T3	T4	Speed
1st 16 Andrea MIGNO Rivacold Snipers Tea ITA							4th 11 Sergio GARCIA Valresa GASGAS Asp SPA						
Runs=3 Total laps=14 Full laps=8							Runs=3 Total laps=14 Full laps=8						
1	3'44.600	32.967	25.904	41.674	29.366	159.0	11	2'01.397 P	28.557	24.290	37.072	31.478	230.7
2	1'58.806	28.819	24.592	37.101	28.294	238.4	12	2'02.271	31.687	24.417	37.699	28.468	165.8
3	1'58.377	28.397	24.377	37.540	28.063	238.4	13	1'56.389	28.008	24.134	36.602	27.645	240.0
4	1'58.793 *	28.426	24.612*	37.731	28.024	239.4	14	1'56.971	27.850	24.112	36.862	28.147	244.3
5	1'57.501	28.257	24.364	36.931	27.949	240.0							
6	2'01.355	28.195	24.262	37.144	31.754	238.9							
7	1'57.203 P	28.578	24.581	37.566	26.478	232.7							
8	2'03.609	32.421	24.976	37.748	28.464	164.1							
9	2'00.641	28.405	24.507	39.658	28.071	232.2							
10	1'56.903	28.188	24.085	36.680	27.950	238.9							
11	1'56.519 P	28.302	24.367	37.111	26.739	238.9							
12	2'06.425	31.478	24.561	41.572	28.814	167.7							
13	2'00.832	28.123	24.089	40.387	28.233	237.3							
14	1'56.234	27.995	23.843	36.472	27.924	238.9							
2nd 5 Jaume MASIA Red Bull KTM Ajo SPA							5th 50 Jason DUPASQUIE CarXpert PruestelGP SWI						
Runs=3 Total laps=14 Full laps=7							Runs=3 Total laps=14 Full laps=9						
1	3'42.798	39.046	28.891	43.773	29.402	95.0	1	3'37.909	42.275	29.151	41.546	29.372	96.9
2	1'59.826	29.291	24.686	37.481	28.368	239.4	2	2'00.768	29.206	25.241	37.874	28.447	242.1
3	1'58.624	28.550	24.726	37.283	28.065	239.4	3	1'58.750	28.928	24.566	37.110	28.146	239.4
4	1'58.505 *	28.537	24.622*	37.247	28.099*	239.4	4	2'01.191	28.389	25.138	39.313	28.351	237.8
5	1'58.292	28.591	24.459	37.125	28.117	240.0	5	1'57.800	28.525	24.414	37.028	27.833	243.2
6	58.446 P	28.702				237.8	6	1'58.502	28.459	24.357	37.679	28.007	240.5
7	2'05.906	33.802	25.308	38.035	28.761	159.0	7	1'04.151 P	34.409				240.0
8	1'57.300	28.207	24.092	36.783	28.218	238.9	8	2'02.897 *	31.385	24.773	37.926*	28.813	171.4
9	1'58.049	28.323	24.372	37.084	28.270	234.7	9	1'58.322	28.495	24.521	37.066	28.240	233.7
10	59.091 P	30.261				234.7	10	1'57.973	28.450	24.351	37.009	28.163	234.7
11	2'03.218	33.010	24.730	37.406	28.072	158.5	11	55.336 P	28.371				235.2
12	2'04.467 *	28.141	23.863	42.721*	29.742	236.8	12	2'02.261	31.539	24.572	37.660	28.490	165.3
13	1'56.358	28.007	24.032	36.579	27.740	237.8	13	1'56.612	28.070	24.250	36.684	27.608	243.2
14	1'56.721	28.128	24.024	36.810	27.759	238.9	14	1'56.899	28.222	24.180	36.682	27.815	238.4
3rd 2 Gabriel RODRIGO Indonesian Racing Gr ARG							6th 52 Jeremy ALCOBA Indonesian Racing Gr SPA						
Runs=2 Total laps=14 Full laps=9							Runs=3 Total laps=14 Full laps=8						
1	3'41.368 *	35.917	26.757*	41.608	28.955	146.7	1	3'41.556	37.994	28.674	42.473	28.882	97.1
2	1'59.410 *	28.855	24.768	37.781	28.006*	238.9	2	1'59.836	29.044	24.853	37.443	28.496	238.9
3	1'58.843	28.719	24.592	37.447	28.085	243.2	3	1'59.415	28.633	24.857	37.592	28.333	240.0
4	1'58.036 *	28.274	24.433*	37.087	28.242	240.5	4	1'58.602 *	28.738	24.479*	37.314	28.071	242.1
5	1'57.957	28.255	24.164	37.359	28.179	242.1	5	1'57.882	28.361	24.379	37.134	28.008	243.2
6	1'58.881	28.673	24.449	37.360	28.399	235.2							
7	1'59.052	28.705	24.563	37.404	28.380	230.7							
8	1'58.751	28.536	24.430	37.292	28.493	230.2							
9	1'58.927	28.603	24.483	37.351	28.490	230.2							
10	1'58.825	28.708	24.470	37.262	28.385	230.2							

Fastest Lap: Andrea MIGNO Rivacold Snipers Tea ITA **1'56.234** 27.995 23.843 36.472 27.924

These data/results cannot be reproduced, stored and/or transmitted in whole or in part by any manner of electronic, mechanical, photocopying, recording, broadcasting or otherwise now known or herein after developed without the previous express consent by the copyright owner, except for reproduction in daily press and regular printed publications on sale to the public within 60 days of the event related to those data/results and always provided that copyright symbol appears together as follows below.
 © DORNA, 2021



Free Practice Nr. 3

Moto3

Lap	Lap Time	T1	T2	T3	T4	Speed	Lap	Lap Time	T1	T2	T3	T4	Speed
6	1'58.296	28.452	24.562	37.013	28.269	241.6	12	2'02.548	31.729	24.624	37.818	28.377	169.0
7	1'58.323	28.418	24.370	37.297	28.238	240.0	13	2'01.939	32.093	24.472	37.297	28.077	236.8
8	57.131 P	28.595				236.3	14	1'56.816	28.201	24.079	36.603	27.933	235.8
9	2'07.044	36.173	25.017	37.375	28.479	129.3	10th 55 Romano FENATI Sterilgarda Max Racin ITA						
10	1'59.133	28.535	24.559	37.443	28.596	236.3	Runs=4 Total laps=11 Full laps=5						
11	1'57.394 P	28.648	24.603	37.584	26.559	232.7	1	9'51.453 *	32.818	25.322*	37.698	28.633*	159.0
12	2'01.226	30.970	24.384	37.542	28.330	169.2	2	1'58.875	28.695	24.479	37.202	28.499	233.2
13	1'56.654	28.157	24.128	36.630	27.739	243.2	3	1'58.465	28.617	24.366	37.096	28.386	233.7
14	1'56.867	28.077	24.163	36.513	28.114	240.0	4	57.401 P	28.633				233.2
7th 71 Ayumu SASAKI Red Bull KTM Tech 3 JPN							11th 53 Deniz ÖNCÜ Red Bull KTM Tech 3 TUR						
Runs=3 Total laps=13 Full laps=7							Runs=4 Total laps=14 Full laps=7						
1	2'15.393 *	32.942	26.128	39.315*	29.309	162.6	1	1'09.136 P	32.875				163.8
2	2'02.212	29.461	25.140	38.620	28.991	229.2	2	2'06.017	32.265	25.407	39.449	28.896	162.6
3	2'00.453	29.415	24.680	37.847	28.511	229.7	3	1'59.808	29.042	24.778	37.570	28.418	240.5
4	1'59.794	28.840	24.756	37.825	28.373	236.8	4	1'58.674	28.555	24.276	37.431	28.412	238.9
5	1'59.727	28.886	24.459	37.891	28.491	236.8	5	1'58.936 *	28.607	24.448*	37.449	28.432	231.2
6	59.052 P	29.192				231.2	6	1'59.043	28.797	24.358	37.419	28.469	231.2
7	2'09.116	33.302	25.312	41.641	28.861	160.4	7	1'03.331 P	32.870				231.7
8	1'57.577	28.497	24.175	36.911	27.994	233.7	8	2'02.866 *	32.439	24.904	37.134	28.389*	163.1
9	1'58.190	28.424	24.206	37.066	28.494	239.4	9	1'57.692	28.544	24.176	36.844	28.128	232.2
10	59.232 P	29.408				232.2	10	1'57.840	28.413	24.309	37.011	28.107	232.7
11	2'02.109	31.585	24.406	37.584	28.534	167.1	11	1'58.658 P	28.451	24.121	38.045	28.041	232.7
12	1'56.755	28.292	24.233	36.668	27.562	238.4	12	2'11.936	34.312	24.913	42.998	29.713	152.9
13	1'58.435 *	29.034	24.299	37.214	27.888*	241.6	13	1'59.840	28.463	24.629	37.764	28.984	237.3
8th 82 Stefano NEPA BOE Owlride ITA							12th 12 Filip SALAC Rivacold Snipers Tea CZE						
Runs=3 Total laps=14 Full laps=7							Runs=3 Total laps=15 Full laps=8						
1	3'41.605 *	36.037	26.881	41.549	28.865*	135.6	1	3'38.318	44.128	26.990	45.236	31.067	100.8
2	1'59.943 *	29.064	24.845*	37.494	28.540	238.4	2	2'01.691 *	29.472	25.192	38.513	28.514*	237.8
3	1'58.986	28.508	24.465	37.883	28.130	243.7	3	1'59.605	28.550	24.630	37.914	28.511	241.0
4	2'01.550 *	30.838	24.882*	37.519	28.311	240.5	4	1'59.615 *	29.087	24.850*	37.408	28.270*	230.7
5	1'58.222	28.392	24.300	37.590	27.940	237.8	5	1'59.155	29.187	24.562	37.267	28.139	236.8
6	1'57.410	28.289	24.262	37.077	27.782	241.0	6	1'58.712	28.533	24.499	37.368	28.312	236.3
7	58.893 P	28.337				242.1	7	1'02.247 P	30.695				233.2
8	2'01.510	31.356	24.763	37.065	28.326	171.1	8	2'04.501	32.049	25.241	38.046	29.165	162.8
9	1'57.755	28.284	24.254	37.035	28.182	234.7	9	1'56.951	28.409	24.029	36.560	27.953	231.7
10	1'57.799	28.313	24.249	37.037	28.200	232.7	10	2'00.518	28.540	24.242	38.715	29.021	241.0
11	59.034 P	29.192				233.7	11	2'00.449	28.291	24.287	37.110	30.761	235.2
12	2'12.174	33.371	24.847	44.918	29.038	161.1	12	58.156 P	28.531				230.7
13	2'04.921	28.090	24.451	44.075	28.305	236.8	13	2'27.518	39.437	28.009	46.854	33.218	119.8
14	1'56.809	28.063	23.932	36.875	27.939	242.6	14	1'59.093	28.479	24.143	37.834	28.637	234.2
9th 17 John MCPHEE Petronas Sprinta Raci GBR							13th 7 Dennis FOGGIA Leopard Racing ITA						
Runs=3 Total laps=14 Full laps=7							Runs=3 Total laps=14 Full laps=9						
1	3'36.961 *	46.235	29.427	41.139	29.454*	100.8	1	3'38.437 *	39.531	28.851	41.965	28.996*	101.4
2	2'01.367	29.421	25.085	38.065	28.796	230.2							
3	2'00.350	29.203	24.854	37.969	28.324	231.7							
4	1'59.719 *	28.673	24.607*	38.225	28.214	236.3							
5	1'58.693	28.663	24.337	37.580	28.113	238.4							
6	1'58.672 *	28.588	24.692	37.156	28.236*	237.3							
7	1'00.162 P	30.264				232.2							
8	2'08.419 *	37.117	25.071	37.752*	28.479	124.8							
9	1'58.285	28.647	24.305	37.116	28.217	232.7							
10	1'57.980	28.423	24.217	37.069	28.271	236.3							
11	59.979 P	30.467				234.7							

Fastest Lap: Andrea MIGNO Rivacold Snipers Tea ITA **1'56.234** 27.995 23.843 36.472 27.924

These data/results cannot be reproduced, stored and/or transmitted in whole or in part by any manner of electronic, mechanical, photocopying, recording, broadcasting or otherwise now known or herein after developed without the previous express consent by the copyright owner, except for reproduction in daily press and regular printed publications on sale to the public within 60 days of the event related to those data/results and always provided that copyright symbol appears together as follows below.
© DORNA, 2021

Free Practice Nr. 3

Moto3

Lap	Lap Time	T1	T2	T3	T4	Speed	Lap	Lap Time	T1	T2	T3	T4	Speed
2	1'59.869	28.852	24.870	37.763	28.384	242.6	7	2'05.933	34.940	25.203	37.551	28.239	141.7
3	1'58.983	28.572	24.384	37.812	28.215	238.4	8	1'58.221	28.445	24.361	37.281	28.134	237.3
4	2'00.116	28.333	25.203	38.413	28.167	239.4	9	2'02.682	28.827	24.523	39.596	29.736	234.2
5	1'58.308	28.264	24.295	37.538	28.211	240.0	10	1'00.416 P	30.866				229.2
6	1'58.973	28.612	24.879	37.463	28.019	241.6	11	2'12.134	33.521	25.270	42.819	30.524	149.1
7	57.126 P	28.229				239.4	12	2'01.542	28.564	24.701	38.802	29.475	238.4
8	2'06.019	35.140	25.149	37.552	28.178	144.1	13	1'57.218	28.573	24.103	36.725	27.817	235.8
9	1'57.513	28.248	24.171	36.982	28.112	237.8							
10	1'57.364	28.198	24.166	36.850	28.150	236.3							
11	58.905 P	29.888				232.2							
12	2'12.319	33.902	25.045	44.379	28.993	154.9							
13	2'00.333	28.122	24.332	38.665	29.214	243.2							
14	1'56.992	28.079	24.059	36.876	27.978	240.0							
14th 24 Tatsuki SUZUKI SIC58 Squadra Corse JPN							17th 40 Darryn BINDER Petronas Sprinta Raci RSA						
Runs=4 Total laps=14 Full laps=5							Runs=3 Total laps=14 Full laps=5						
1	3'39.071 *	48.420	30.539	44.966	28.988*	91.6	1	3'37.786	41.729	29.209	41.515	29.368	104.9
2	2'00.073	29.047	24.913	37.756	28.357	238.9	2	2'00.560	29.089	24.992	37.738	28.741	238.4
3	1'59.098 *	28.643	24.581	37.557	28.317*	241.0	3	1'59.437 *	28.921	24.661	37.518	28.337*	232.2
4	1'59.144 *	28.538	24.468*	37.790	28.348	236.3	4	1'59.777 *	28.579	24.598*	37.936	28.664	235.2
5	1'58.615	28.832	24.244	37.266	28.273	234.7	5	1'58.351	28.532	24.300	37.258	28.261	240.0
6	1'58.502	28.478	24.451	37.409	28.164	243.2	6	1'58.796	28.472	24.494	37.568	28.262	240.5
7	1'00.895 P	28.845				230.7	7	57.972 P	28.445				237.3
8	2'01.457 *	31.290	24.521	37.363	28.283*	168.2	8	2'05.216	33.867	25.047	37.903	28.399	125.1
9	57.326 P	28.384				232.7	9	1'59.384	28.528	24.625	37.486	28.745	235.2
10	2'01.184 *	30.734	24.361*	37.791	28.298	166.1	10	2'02.590 *	30.734	25.177*	37.835*	28.844	235.2
11	59.097 P	28.544				233.2	11	1'03.951 P	29.164				230.2
12	2'24.407	30.218	31.056	52.610	30.523	174.7	12	2'15.298	33.967	25.335	46.773	29.223	151.0
13	2'01.361	28.510	24.670	38.953	29.228	238.4	13	1'59.449 *	28.222	24.452	38.107	28.668*	239.4
14	1'57.032	28.242	24.057	36.774	27.959	237.3	14	1'57.229	28.290	24.170	36.866	27.903	242.1
15th 37 Pedro ACOSTA Red Bull KTM Ajo SPA							18th 23 Niccolò ANTONELL Avintia Esponsorama ITA						
Runs=3 Total laps=14 Full laps=8							Runs=3 Total laps=15 Full laps=8						
1	3'40.982	37.657	28.391	43.723	28.952	100.7	1	3'44.286	38.535	27.206	43.894	29.999	110.7
2	1'59.557	29.020	24.861	37.577	28.099	236.8	2	1'59.740	29.077	24.807	37.481	28.375	236.8
3	1'59.815	28.874	24.902	38.025	28.014	238.4	3	1'58.169	28.541	24.385	37.183	28.060	239.4
4	1'58.068 *	28.462	24.654*	37.077	27.875	238.4	4	1'58.762 *	28.526	24.501*	37.621	28.114	239.4
5	1'57.886	28.360	24.296	37.212	28.018	237.8	5	1'57.731	28.247	24.519	37.132	27.833	239.4
6	56.216 P	28.336				235.8	6	1'58.097	28.371	24.418	37.148	28.160	241.0
7	2'07.004 *	33.895	25.703	38.400*	29.006*	159.0	7	1'57.399	28.295	24.280	36.954	27.870	240.0
8	1'58.556	28.518	24.582	37.083	28.373	233.7	8	57.241 P	29.184				225.9
9	1'58.542	28.509	24.450	37.273	28.310	234.2	9	2'09.237	38.809	24.582	37.361	28.485	142.6
10	58.451 P	28.946				233.7	10	1'57.626	28.274	24.402	36.804	28.146	236.8
11	2'02.131	31.935	24.728	37.319	28.149	161.6	11	1'57.317	28.171	24.216	36.727	28.203	237.3
12	2'00.364	28.156	24.583	38.427	29.198	234.2	12	57.980 P	29.289				235.2
13	1'59.815	29.641	24.645	37.393	28.136	233.7	13	2'10.447	39.080	25.364	37.512	28.491	152.7
14	1'57.209	28.189	24.078	36.885	28.057	237.3	14	2'01.847	31.867	24.388	37.570	28.022	240.0
16th 73 Maximilian KOFLER CIP Green Power AUT							19th 99 Carlos TATAY Avintia Esponsorama SPA						
Runs=3 Total laps=13 Full laps=6							Runs=3 Total laps=12 Full laps=4						
1	3'38.225	43.981	29.121	44.826	29.501	100.0	1	2'40.714	35.178	26.835	39.527	29.243	151.4
2	2'01.697	29.394	25.323	38.404	28.576	235.8	2	2'01.648	29.322	25.254	38.141	28.931	230.2
3	2'00.435	29.072	25.044	38.012	28.307	238.9	3	2'00.259 *	29.136	24.874*	37.652	28.597	230.2
4	2'00.624 *	29.164	25.293*	37.894	28.273	241.0	4	1'59.924 *	28.868	24.902*	37.574	28.580	231.2
5	1'59.952 *	28.679	24.904	38.229	28.140*	240.5	5	59.029 P	29.390				231.2
6	58.379 P	28.930				242.1	6	2'02.882	31.958	25.142	37.470	28.312	164.3
							7	1'57.449	28.400	24.326	36.691	28.032	237.3
							8	1'57.374	28.253	24.223	36.760	28.138	235.8
							9	2'01.253	28.439	24.691	38.461	29.662	237.8
							10	56.506 P	28.809				237.3
							11	2'08.901	35.533	26.157	38.245	28.966	154.5

Fastest Lap: Andrea MIGNO Rivacold Snipers Tea ITA **1'56.234** 27.995 23.843 36.472 27.924

These data/results cannot be reproduced, stored and/or transmitted in whole or in part by any manner of electronic, mechanical, photocopying, recording, broadcasting or otherwise now known or herein after developed without the previous express consent by the copyright owner, except for reproduction in daily press and regular printed publications on sale to the public within 60 days of the event related to those data/results and always provided that copyright symbol appears together as follows below.
© DORNA, 2021

Free Practice Nr. 3

Moto3

Lap	Lap Time	T1	T2	T3	T4	Speed	Lap	Lap Time	T1	T2	T3	T4	Speed
PIT							2	2'00.105	29.092	24.922	37.612	28.479	235.2
20th 67 Alberto SURRA Team Bardahl VR46 ITA							3	1'59.607	28.900	24.710	37.752	28.245	238.4
Runs=3 Total laps=16 Full laps=9							4	1'59.250 *	28.761	24.737*	37.514	28.238	239.4
1	3'40.069	37.428	28.902	41.169	29.141	111.3	5	1'59.307	28.567	24.748	37.882	28.110	238.4
2	2'00.093	29.268	24.627	37.858	28.340	235.8	6	1'01.406 P	28.701				240.0
3	1'59.459	28.901	24.664	37.251	28.643	236.8	7	2'04.954	33.878	25.277	37.543	28.256	149.3
4	1'58.360 *	28.687	24.493*	37.146	28.034	232.7	8	1'59.351	28.329	24.557	37.622	28.843	237.8
5	1'58.374	28.683	24.290	37.287	28.114	236.8	9	2'01.173 P	28.598	24.453	38.277	29.845	232.2
6	1'59.756 *	28.785	24.712	37.449	28.810*	236.8	10	2'12.411	32.818	25.005	44.958	29.630	159.0
7	1'58.073	28.673	24.448	36.941	28.011	234.7	11	2'02.886	28.450	24.507	39.554	30.375	236.3
8	1'57.463 P	28.739	24.622	37.366	26.736	234.7	12	1'57.816	28.538	24.314	37.105	27.859	233.2
9	2'07.265 *	35.915	24.999	37.724*	28.627	125.4	24th 27 Kaito TOBA CIP Green Power JPN						
10	1'58.070	28.433	24.328	37.096	28.213	236.8	Runs=3 Total laps=13 Full laps=6						
11	1'58.998	29.512	24.406	36.857	28.223	236.8	1	3'41.527	37.472	27.234	41.955	28.916	115.2
12	1'57.637	28.354	24.212	36.860	28.211	234.2	2	2'00.926 *	29.324	24.876*	38.154	28.572	238.9
13	58.439 P	28.930				231.7	3	1'59.461	28.672	24.765	37.677	28.347	238.9
14	2'09.407	37.779	25.345	37.646	28.637	160.4	4	1'59.352 *	28.900	24.584*	37.607	28.261	244.3
15	1'57.546	28.410	24.277	36.962	27.897	236.8	5	1'58.996	28.560	24.641	37.390	28.405	243.7
16	1'57.738	28.683	24.345	36.918	27.792	235.2	6	1'02.672 P	30.792				243.2
21st 20 Lorenzo FELLON SIC58 Squadra Corse FRA							7	2'06.230 *	34.238	25.143	38.069*	28.780*	144.7
Runs=5 Total laps=12 Full laps=3							8	1'59.503	28.734	24.617	37.669	28.483	235.2
1	3'28.989	39.890	32.171	44.394	29.604	130.4	9	2'00.007	28.674	24.634	38.020	28.679	235.2
2	2'01.594	29.238	24.955	38.376	29.025	229.2	10	59.203 P	28.687				235.8
3	2'03.258 P	29.222	24.931	39.786	29.319	230.2	11	2'11.143 *	33.677	24.834*	42.525	30.107	150.4
4	2'04.325	33.063	24.739	37.905	28.618	154.2	12	1'59.447	28.396	24.245	38.256	28.550	242.6
5	57.474 P	28.689				234.2	13	1'58.086	28.292	24.422	37.245	28.127	242.1
6	2'01.485	31.170	24.569	37.422	28.324	169.5	25th 43 Xavier ARTIGAS Leopard Racing SPA						
7	57.573 P	28.488				237.8	Runs=3 Total laps=13 Full laps=5						
8	2'00.636	30.452	24.599	37.437	28.148	170.3	1	3'38.818	41.336	29.193	42.349	29.228	100.3
9	2'01.148 P	28.569	27.718	37.908	26.953	240.0	2	2'01.587	29.169	25.202	38.642	28.574	241.6
10	2'24.000	30.225	30.694	52.573	30.508	176.7	3	2'00.076 *	28.851	24.966	38.035	28.224*	242.1
11	2'00.850	28.702	24.464	38.538	29.146	241.6	4	1'59.402 *	28.748	24.899*	37.704	28.051	242.1
12	1'57.582	28.530	24.168	36.906	27.978	234.2	5	1'58.812	28.654	24.649	37.438	28.071	242.1
22nd 28 Izan GUEVARA Valresa GASGAS Asp SPA							6	1'58.909	28.613	24.629	37.508	28.159	242.1
Runs=3 Total laps=14 Full laps=9							7	1'00.945 P	29.680				239.4
1	2'16.239	32.949	26.526	39.200	29.292	163.6	8	2'06.061	35.278	25.064	37.565	28.154	142.2
2	2'01.893	29.184	25.123	38.516	29.070	233.2	9	1'58.563 *	28.403	24.457	37.439	28.264*	240.0
3	2'00.041	29.032	24.921	37.715	28.373	238.9	10	2'01.569 P	28.588	24.697	39.260	29.024	234.7
4	1'59.727	28.669	24.756	37.802	28.500	238.9	11	2'09.586 *	33.243	24.872	40.817	30.654*	161.4
5	2'00.249	29.103	24.849	37.791	28.506	236.3	12	2'03.374	28.913	24.890	40.412	29.159	232.2
6	59.109 P	28.888				237.3	13	1'58.168	28.492	24.449	37.186	28.041	240.0
7	2'06.519	32.599	24.954	39.410	29.556	164.8	26th 31 Adrian FERNANDEZ Sterilgarda Max Racin SPA						
8	2'00.014	28.857	24.894	37.665	28.598	234.7	Runs=3 Total laps=13 Full laps=6						
9	2'00.127	28.892	24.960	37.785	28.490	235.2	1	2'58.815 *	38.540	25.942	39.816	29.309*	119.2
10	1'59.076	28.619	24.517	37.460	28.480	237.8	2	2'02.272	29.455	25.409	38.405	29.003	229.2
11	1'01.406 P	31.423				233.2	3	2'01.879	29.266	25.277	38.270	29.066	231.7
12	2'14.786	41.608	26.040	38.500	28.638	124.5	4	2'01.323 *	29.240	25.050*	38.057	28.976	229.2
13	1'57.745	28.083	24.282	37.067	28.313	240.5	5	2'00.950	29.094	24.979	37.983	28.894	229.7
14	1'58.741	28.435	24.671	37.500	28.135	235.2	6	1'01.002 P	30.220				228.8
23rd 54 Riccardo ROSSI BOE Owlride ITA							7	2'03.047	32.024	24.917	37.494	28.612	162.1
Runs=3 Total laps=12 Full laps=6							8	1'59.611	28.783	24.721	37.510	28.597	234.2
1	3'42.397	38.997	28.980	44.383	29.400	100.4	9	1'59.076 *	28.640	24.503	37.438	28.495*	233.2
							10	59.305 P	29.259				234.2

Fastest Lap: Andrea MIGNO Rivacold Snipers Tea ITA **1'56.234** 27.995 23.843 36.472 27.924

These data/results cannot be reproduced, stored and/or transmitted in whole or in part by any manner of electronic, mechanical, photocopying, recording, broadcasting or otherwise now known or herein after developed without the previous express consent by the copyright owner, except for reproduction in daily press and regular printed publications on sale to the public within 60 days of the event related to those data/results and always provided that copyright symbol appears together as follows below.
© DORNA, 2021

Official MotoGP Timing by TISSOT
www.motogp.com

Mugello, Saturday, May 29, 2021

Page 4 of 5



Free Practice Nr. 3

Moto3

Lap	Lap Time	T1	T2	T3	T4	Speed	Lap	Lap Time	T1	T2	T3	T4	Speed
11	2'29.796	38.071	33.959	47.199	30.567	117.0	1	2'25.763	33.967	26.580	39.193	29.324	165.1
12	2'01.854	28.434	24.414	38.014	30.992	241.0	2	2'02.880	29.872	25.541	38.522	28.945	228.3
13	1'58.249	28.464	24.531	37.151	28.103	240.5	3	2'01.710	29.443	25.181	38.209	28.877	229.7
							4	33'19.510 P	29.353				229.7
							5	2'15.122	36.611	27.311	40.638	30.562	141.5

27th 19 Andi Farid IZDIHAR Honda Team Asia INA
Runs=3 Total laps=15 Full laps=8

1	3'39.729 *	40.852	29.335	42.424	29.477*	96.4
2	2'00.348	28.872	24.877	38.205	28.394	234.7
3	1'59.521	28.553	24.630	37.573	28.765	240.0
4	1'58.308 *	28.446	24.508*	37.204	28.150	236.3
5	1'58.321	28.461	24.359	37.301	28.200	238.9
6	1'59.086	28.789	24.646	37.481	28.170	236.8
7	1'58.677	28.450	24.441	37.594	28.192	235.2
8	2'02.352 P	28.709	24.771	38.409	30.463	235.8
9	2'04.654	33.565	24.832	37.824	28.433	148.5
10	1'58.737	28.387	24.370	37.455	28.525	235.8
11	2'03.001 *	28.593	25.283*	38.338	30.787	236.8
12	1'01.243 P	29.106				234.2
13	2'13.049 *	34.719	25.040*	43.221	30.069	151.6
14	1'59.289	28.314	24.446	37.914	28.615	236.8
15	1'58.398	28.306	24.438	37.480	28.174	240.5

28th 32 Takuma MATSUYA Honda Team Asia JPN
Runs=3 Total laps=13 Full laps=7

1	3'37.473	39.334	32.384	48.659	32.934	116.3
2	2'01.644	29.565	25.209	38.319	28.551	231.2
3	2'00.649	29.377	25.157	38.041	28.074	235.8
4	1'59.448 *	28.735	24.602*	37.725	28.386*	234.2
5	2'01.208	28.935	25.698	37.859	28.716	237.8
6	59.494 P	29.227				238.9
7	2'03.680	32.715	24.799	37.769	28.397	165.8
8	1'58.670	28.475	24.627	37.323	28.245	236.3
9	2'03.086	28.708	25.263	38.361	30.754	232.7
10	2'00.803 P	28.722	25.093	38.548	28.440	235.2
11	2'11.903	33.548	24.800	44.069	29.486	159.0
12	2'00.513	29.286	24.551	38.134	28.542	235.2
13	1'58.378	28.373	24.604	37.307	28.094	242.6

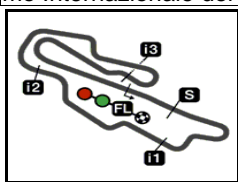
29th 22 Elia BARTOLINI Team Bardahl VR46 ITA
Runs=3 Total laps=13 Full laps=3

1	3'39.976	43.933	29.415	47.188	29.576	118.1
2	2'01.184 *	29.509	25.020*	38.155	28.500*	239.4
3	1'59.892 *	28.786	25.014*	37.812	28.280	239.4
4	1'59.506 *	28.682	25.003*	37.539	28.282	240.0
5	1'58.956	28.736	24.567	37.385	28.268	239.4
6	1'58.782 *	28.646	24.692	37.329	28.115*	236.3
7	57.731 P	28.595				236.8
8	2'06.448	34.769	24.937	37.899	28.843	147.5
9	2'00.326	29.026	24.846	37.742	28.712	230.2
10	59.194 P	29.170				231.2
11	2'10.227	38.975	24.810	37.777	28.665	139.1
12	2'01.059	29.740	24.491	38.691	28.137	237.3
13	2'01.020 *	28.228	24.418*	39.674	28.700	240.0

30th 6 Ryusei YAMANAKA CarXpert PruestelGP JPN
Runs=2 Total laps=5 Full laps=2

Fastest Lap: Andrea MIGNO Rivacold Snipers Tea ITA **1'56.234** 27.995 23.843 36.472 27.924

These data/results cannot be reproduced, stored and/or transmitted in whole or in part by any manner of electronic, mechanical, photocopying, recording, broadcasting or otherwise now known or herein after developed without the previous express consent by the copyright owner, except for reproduction in daily press and regular printed publications on sale to the public within 60 days of the event related to those data/results and always provided that copyright symbol appears together as follows below.
© DORNA, 2021



5245 m.

GRAN PREMIO D'ITALIA OAKLEY

Free Practice Nr. 3

Best Partial Times

Moto3™

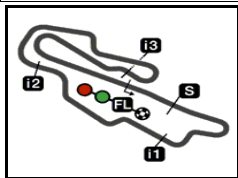
IT Ideal Lap Time, sum of the best partial times*BT* Best Lap Time

T1		T2		T3		T4						
Pos	Rider	Time	Rider	Time	Rider	Time	Rider	Time	Pos	Rider	IT	BT
1	G.RODRIGO	27.850	A.MIGNO	23.843	A.MIGNO	36.472	A.SASAKI	27.562	1	J.MASIA	1'56.189	1'56.358 (2)
2	A.MIGNO	27.995	J.MASIA	23.863	S.GARCIA	36.477	J.DUPASQUIER	27.608	2	G.RODRIGO	1'56.209	1'56.389 (3)
3	J.MASIA	28.007	R.FENATI	23.914	J.ALCOBA	36.513	G.RODRIGO	27.645	3	A.MIGNO	1'56.234	1'56.234 (1)
4	S.NEPA	28.063	S.GARCIA	23.928	F.SALAC	36.560	J.ALCOBA	27.739	4	J.ALCOBA	1'56.457	1'56.654 (6)
5	J.DUPASQUIER	28.070	S.NEPA	23.932	N.ANTONELLI	36.577	J.MASIA	27.740	5	S.GARCIA	1'56.480	1'56.480 (4)
6	J.ALCOBA	28.077	D.ÖNCÜ	24.011	J.MASIA	36.579	S.NEPA	27.782	6	N.ANTONELLI	1'56.515	1'57.317 (18)
7	D.FOGGIA	28.079	N.ANTONELLI	24.017	G.RODRIGO	36.602	A.SURRA	27.792	7	J.DUPASQUIE	1'56.540	1'56.612 (5)
8	I.GUEVARA	28.083	F.SALAC	24.029	J.MCPHEE	36.603	M.KOFLER	27.817	8	S.NEPA	1'56.652	1'56.809 (8)
9	N.ANTONELLI	28.088	T.SUZUKI	24.057	R.FENATI	36.628	N.ANTONELLI	27.833	9	F.SALAC	1'56.692	1'56.951 (12)
10	S.GARCIA	28.130	D.FOGGIA	24.059	D.ÖNCÜ	36.649	R.ROSSI	27.859	10	A.SASAKI	1'56.697	1'56.755 (7)
11	F.SALAC	28.150	P.ACOSTA	24.078	A.SASAKI	36.668	P.ACOSTA	27.875	11	J.MCPHEE	1'56.816	1'56.816 (9)
12	P.ACOSTA	28.156	J.MCPHEE	24.079	J.DUPASQUIER	36.682	D.BINDER	27.903	12	R.FENATI	1'56.854	1'56.854 (10)
13	J.MCPHEE	28.201	M.KOFLER	24.103	C.TATAY	36.691	A.MIGNO	27.924	13	D.ÖNCÜ	1'56.890	1'56.890 (11)
14	R.FENATI	28.217	G.RODRIGO	24.112	M.KOFLER	36.725	J.MCPHEE	27.933	14	D.FOGGIA	1'56.966	1'56.992 (13)
15	D.BINDER	28.222	J.ALCOBA	24.128	T.SUZUKI	36.774	S.GARCIA	27.945	15	P.ACOSTA	1'56.994	1'57.209 (15)
16	E.BARTOLINI	28.228	L.FELLON	24.168	D.FOGGIA	36.850	F.SALAC	27.953	16	T.SUZUKI	1'57.032	1'57.032 (14)
17	T.SUZUKI	28.242	D.BINDER	24.170	A.SURRA	36.857	T.SUZUKI	27.959	17	M.KOFLER	1'57.090	1'57.218 (16)
18	C.TATAY	28.253	A.SASAKI	24.175	D.BINDER	36.866	D.ÖNCÜ	27.967	18	D.BINDER	1'57.161	1'57.229 (17)
19	D.ÖNCÜ	28.263	J.DUPASQUIER	24.180	S.NEPA	36.875	D.FOGGIA	27.978	19	C.TATAY	1'57.199	1'57.374 (19)
20	K.TOBA	28.292	A.SURRA	24.212	P.ACOSTA	36.885	L.FELLON	27.978	20	A.SURRA	1'57.215	1'57.546 (20)
21	A.SASAKI	28.292	C.TATAY	24.223	L.FELLON	36.906	C.TATAY	28.032	21	L.FELLON	1'57.540	1'57.582 (21)
22	A.IZDIHAR	28.306	K.TOBA	24.245	I.GUEVARA	37.067	X.ARTIGAS	28.041	22	I.GUEVARA	1'57.567	1'57.745 (22)
23	R.ROSSI	28.329	I.GUEVARA	24.282	R.ROSSI	37.105	T.MATSUYAMA	28.074	23	R.ROSSI	1'57.607	1'57.816 (23)
24	A.SURRA	28.354	R.ROSSI	24.314	A.FERNANDEZ	37.151	R.FENATI	28.095	24	K.TOBA	1'57.909	1'58.086 (24)

These data/results cannot be reproduced, stored and/or transmitted in whole or in part by any manner of electronic, mechanical, photocopying, recording, broadcasting or otherwise now known or herein after developed without the previous express consent by the copyright owner, except for reproduction in daily press and regular printed publications on sale to the public within 60 days of the event related to those data/results and always provided that copyright symbol appears together as follows below.
© DORNA, 2021

Official MotoGP Timing by TISSOT
www.motogp.com





5245 m.

GRAN PREMIO D'ITALIA OAKLEY

Free Practice Nr. 3

Best Partial Times

Moto3™

IT Ideal Lap Time, sum of the best partial times

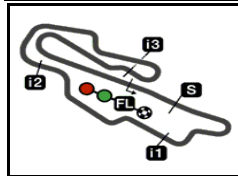
BT Best Lap Time

T1			T2			T3			T4				
<i>Pos</i>	<i>Rider</i>	<i>Time</i>	<i>Rider</i>	<i>Time</i>	<i>Rider</i>	<i>Time</i>	<i>Rider</i>	<i>Time</i>	<i>Pos</i>	<i>Rider</i>	<i>IT</i>	<i>BT</i>	
25	T.MATSUYAMA	28.373	A.IZDIHAR	24.359	X.ARTIGAS	37.186	A.FERNANDEZ	28.103	25	A.IZDIHAR	1'58.019	1'58.321 (27)	
26	X.ARTIGAS	28.403	A.FERNANDEZ	24.414	A.IZDIHAR	37.204	K.TOBA	28.127	26	X.ARTIGAS	1'58.079	1'58.168 (25)	
27	A.FERNANDEZ	28.434	X.ARTIGAS	24.449	K.TOBA	37.245	I.GUEVARA	28.135	27	A.FERNANDEZ	1'58.102	1'58.249 (26)	
28	M.KOFLER	28.445	E.BARTOLINI	24.491	T.MATSUYAMA	37.307	E.BARTOLINI	28.137	28	E.BARTOLINI	1'58.185	1'58.956 (29)	
29	L.FELLON	28.488	T.MATSUYAMA	24.551	E.BARTOLINI	37.329	A.IZDIHAR	28.150	29	T.MATSUYAM	1'58.305	1'58.378 (28)	
30	R.YAMANAKA	29.353	R.YAMANAKA	25.181	R.YAMANAKA	38.209	R.YAMANAKA	28.877	30	R.YAMANAKA	2'01.620	2'01.710 (30)	

These data/results cannot be reproduced, stored and/or transmitted in whole or in part by any manner of electronic, mechanical, photocopying, recording, broadcasting or otherwise now known or herein after developed without the previous express consent by the copyright owner, except for reproduction in daily press and regular printed publications on sale to the public within 60 days of the event related to those data/results and always provided that copyright symbol appears together as follows below.
© DORNA, 2021

Official MotoGP Timing by **TISSOT**
www.motogp.com





5245 m.

GRAN PREMIO D'ITALIA OAKLEY

Free Practice Nr. 3

Fastest Laps Sequence

<i>Practice Time</i>	 <i>Rider</i>	<i>Nation</i>	<i>Motorcycle</i>	<i>Time</i>	<i>Km/h</i>	<i>Rider's Lap</i>
4'17.605	71 Ayumu SASAKI	JPN	KTM	2'02.212	154.5	2
4'17.928	11 Sergio GARCIA	SPA	GASGAS	2'00.067	157.2	2
5'38.306	7 Dennis FOGGIA	ITA	HONDA	1'59.869	157.5	2
5'38.439	53 Deniz ÖNCÜ	TUR	KTM	1'59.808	157.6	3
5'40.539	37 Pedro ACOSTA	SPA	KTM	1'59.557	157.9	2
5'43.406	16 Andrea MIGNO	ITA	HONDA	1'58.806	158.9	2
7'37.113	53 Deniz ÖNCÜ	TUR	KTM	1'58.674	159.1	4
7'41.248	5 Jaume MASIA	SPA	KTM	1'58.624	159.1	3
7'41.783	16 Andrea MIGNO	ITA	HONDA	1'58.377	159.5	3
7'42.195	23 Niccolò ANTONELLI	ITA	KTM	1'58.169	159.7	3
11'35.614	2 Gabriel RODRIGO	ARG	HONDA	1'57.957	160.0	5
11'36.308	37 Pedro ACOSTA	SPA	KTM	1'57.886	160.1	5
11'36.418	50 Jason DUPASQUIER	SWI	KTM	1'57.800	160.2	5
11'38.077	16 Andrea MIGNO	ITA	HONDA	1'57.501	160.6	5
13'37.716	82 Stefano NEPA	ITA	KTM	1'57.410	160.8	6
15'34.184	23 Niccolò ANTONELLI	ITA	KTM	1'57.399	160.8	7
25'17.388	5 Jaume MASIA	SPA	KTM	1'57.300	160.9	8
25'17.652	12 Filip SALAC	CZE	HONDA	1'56.951	161.4	9
25'17.831	11 Sergio GARCIA	SPA	GASGAS	1'56.480	162.1	8
38'28.063	2 Gabriel RODRIGO	ARG	HONDA	1'56.389	162.2	13
38'29.208	5 Jaume MASIA	SPA	KTM	1'56.358	162.2	13
41'03.263	16 Andrea MIGNO	ITA	HONDA	1'56.234	162.4	14

These data/results cannot be reproduced, stored and/or transmitted in whole or in part by any manner of electronic, mechanical, photocopying, recording, broadcasting or otherwise now known or herein after developed without the previous express consent by the copyright owner, except for reproduction in daily press and regular printed publications on sale to the public within 60 days of the event related to those data/results and always provided that copyright symbol appears together as follows below.

© DORNA, 2021

Official MotoGP Timing by TISSOT
www.motogp.com

Mugello, Saturday, May 29, 2021

